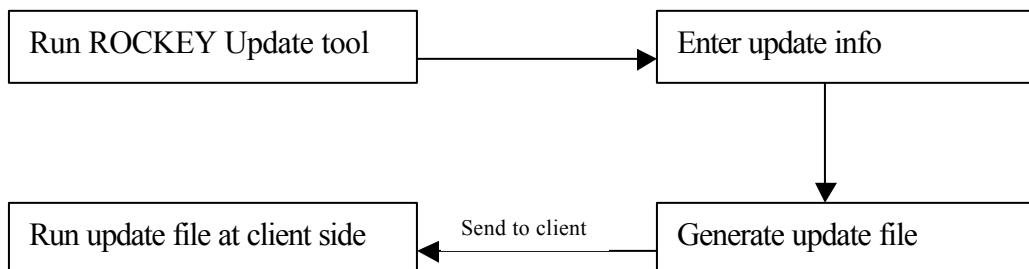


ROCKEY4 Remote Update Guide

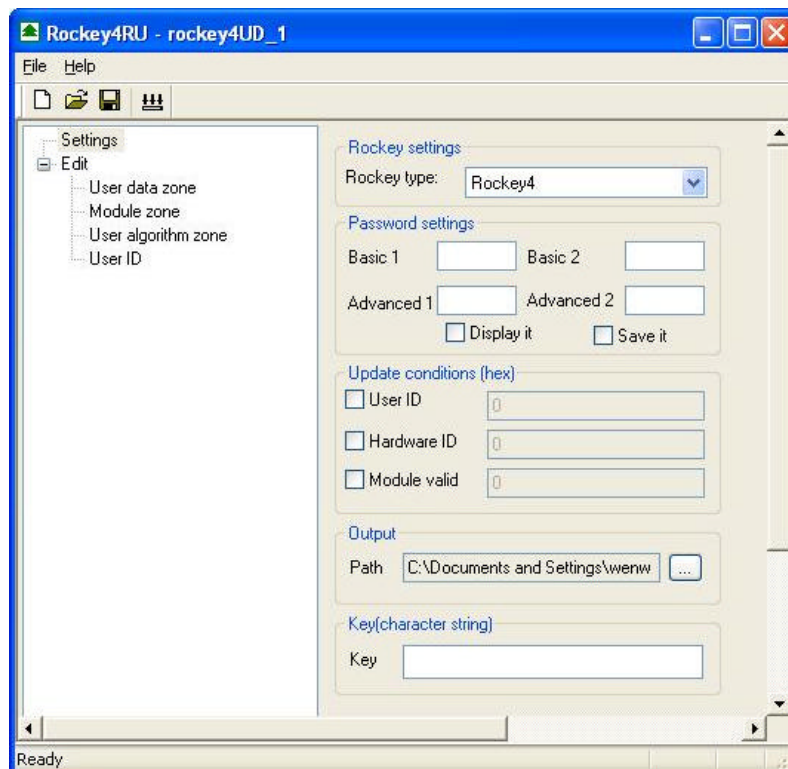
This guide will show an effective way to update the dongle remotely with the help of ROCKEY4 update tool.

ROCKEY4 update tool is designed to update ROCKEY4 dongle remotely. You can change the content of the ROCKEY4 dongle. All the content is encrypted by DES encryption. With such tool, you can simply re-enable the dongle, open more function to a customer, change the dongle to another user, and re-license the software.

The basic remote update process is shown in following flow chart.



To remote update a dongle, please follow the steps below.



1. Input the passwords of the dongle.

Note: the passwords of the dongle are 'C44C, C8F8, 0799, C43B'

2. Enter dongle into

UID : you can change UID so that set the dongle can only be update once. For example, the original UID is 'oldname', and you set the new UID as 'newname'. After remote update the dongle, the UID is updated from 'oldname' to 'newname'. And the dongle which UID is 'newname' cannot be updated anymore by this update application.

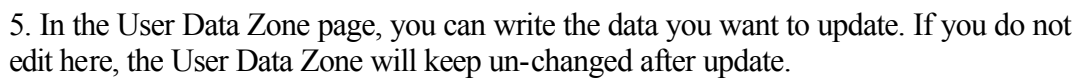
Hardware ID: you can specify which dongle you update. If this area is filled, only one dongle with the hardware ID can be updated.

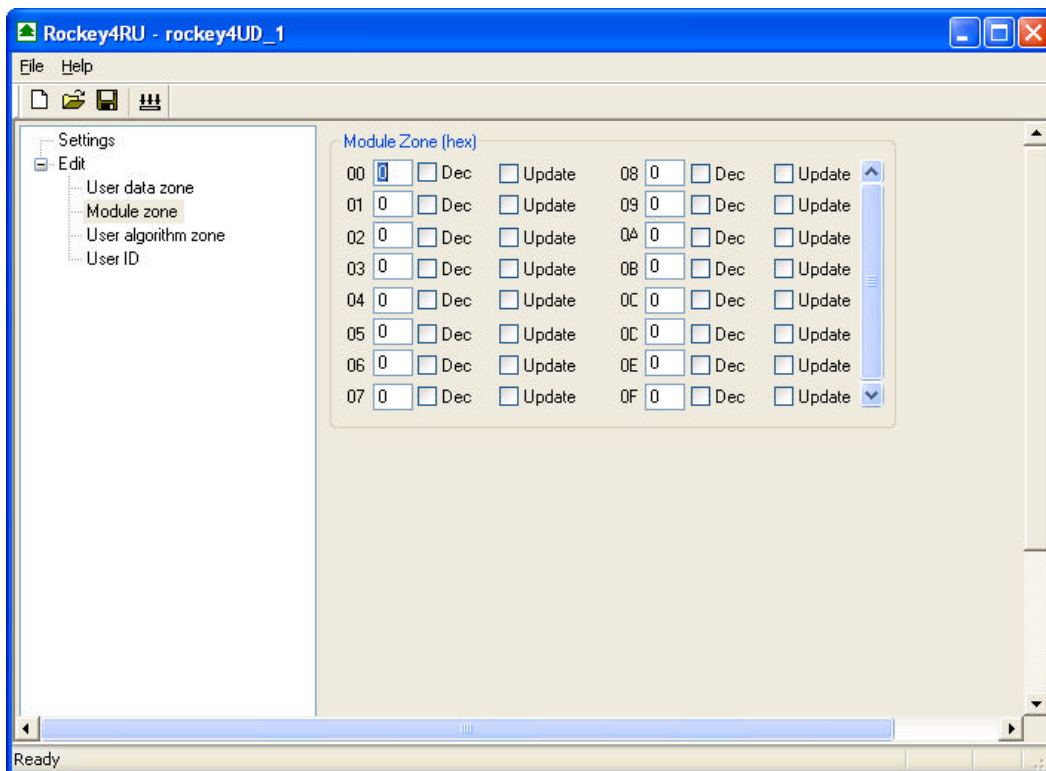
Module Valid: enter the module zone number here. This module is a flag for updating. If and only if the module is valid (non-zero), the dongle can be update.

Hints:

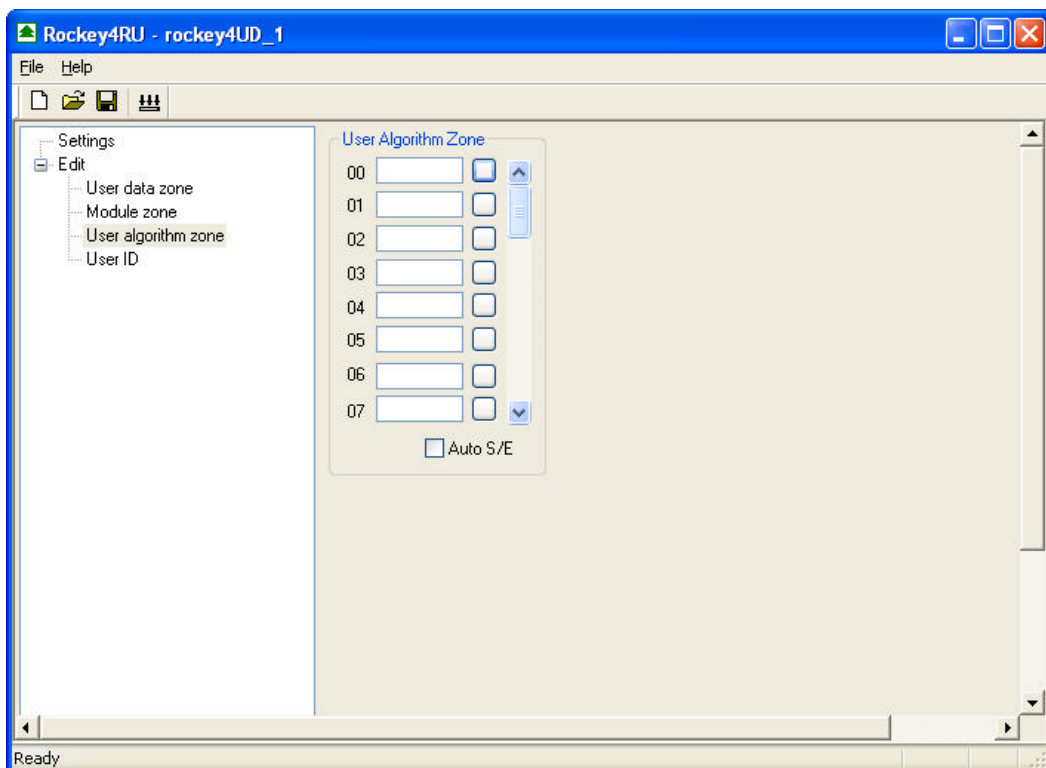
- (1) if you want to update only one dongle, please specify the hardware ID.
- (2) If you want to make this update .exe file only work once, please change UID
- (3) If you want to check if the dongle has a update function (demo or trail version -> standard version), please set the module flag and check it.
- (4) If you want to update a batch of dongles, please select the same info, and such update .exe file can update a batch of dongles.
- (5) If you want to update all the dongles have the same password, please do not input any dongle info.

4. Key is working as password to protect the updating file. Only the user has the key can execute the updating file to update dongles. The Key is also a part of DES encryption.

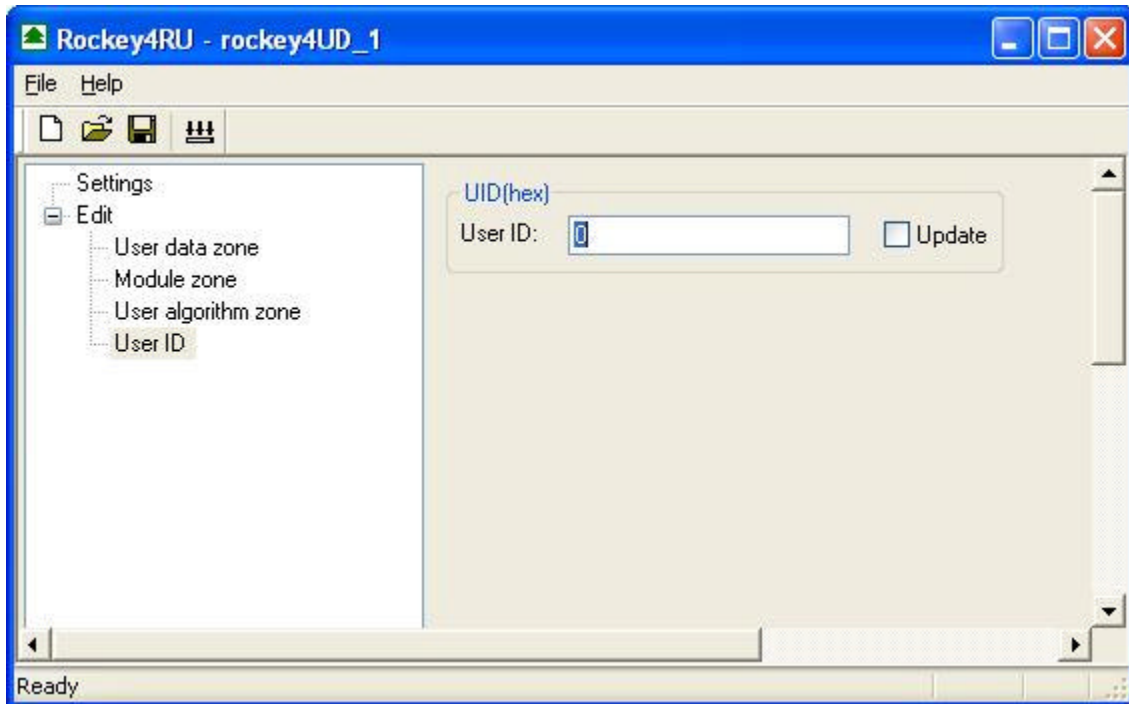




6. In the Module Zone page, you can update module zone. If you want to update a certain module, select 'update' in this page.



7. User algorithm Zone page provides GUI to update user algorithm. The usage is the same as ROCKEY editor.



8, Update the UID in User ID page. Please refer to the step 2.

9, Press 'Generate' button or 'file'->'generate remote update file' to generate the remote update file.

10. You can save all the settings by press 'save' or 'file'->'save'